


World Top 100 Golf Courses

www.top100golfcourses.com




World Top 100

Top 100 Golf Courses of the World is the ranking list on which every golf facility would love to appear. The reality, however, is that most courses that feature on our World Top 100 table are household names that have become permanent fixtures.


Region 100	World	Australia	UK&I	USA	Royal
TRR	67	100	67	36	31
JWF	55	95	48	31	30
Region Total	ROW	Australia	UK&I	USA	Total
TRR	87	422	124	195	828
JWF	106/16	519	109	130	880
TRR Golf Trips	141	101	10	17	With JWF 79
TRR Rounds	2020/239	2021/252	2022/212	2023/225	2024/227

1. Cypress Point




US 2009

2. Shinnecock Hills




USA 2015 - Attended US Open 1995

3. Pine Valley




2014

4. Royal County Down




Ireland 2006

5. Old Course St Andrews




Scotland 2009

6. Royal Melbourne (West)




7. National Golf Links




USA 2015

8. Royal Dornoch




Scotland 1995

9. Oakmont




To be played

10. Muirfield




Scotland 2009

11. Sand Hills




To be played

12. Merion (East)




US 2009

13. Augusta National




To be played - Attended US Masters 2000 and 2019

14. Turnberry (Ailsa)




Scotland 1995

15. Royal Portrush




UK and Ireland 2006

16. Kingston Heath




Victoria 2000

17. Pebble Beach




US 2009

18. Pacific Dunes




US 2010

19. Crystal Downs




To be played

20. Ballybunion (Old)




UK and Ireland 1999

21. Fishers Island




US 2015

22. Friars Head




To be played

23. Royal St Georges




England 2006

24. Chicago




To be played

25. Pinehurst No 2




US 2012

26. Carnoustie




Scotland 2006

27. Prairie Dunes




To be played

28. Sunningdale Old




Europe 2013

29. Seminole




To be played

30. Lahinch




Ireland 1999

31. Los Angeles (North)




US 2015

32. Winged Foot (West)




US 2010

33. Barnbougle Dunes




Tasmania 2005

34. San Francisco




US 2009

35. Hirono




To be played

36. Tara Iti




Bledisloe 2016

37. Riviera




US 2000

38. Royal Birkdale




UK 1989

39. New South Wales




1984

40. Morfontaine




Europe 2018

41. Brookline




US 2010

42. Kingsbarn




Scotland 2006

43. Sunningdale New




UK 2013

44. Cape Kidnappers




New Zealand 2019

45. North Berwick (West)




46. Cabot Cliffs




To be played

47. Portmarnock (Old)




48. Kawana (Fuji)




To be played

49. Camargo




To be played

50. Castle Stuart




Scotland 2016


51. Bethpage Black



52. Cape Whickham Links

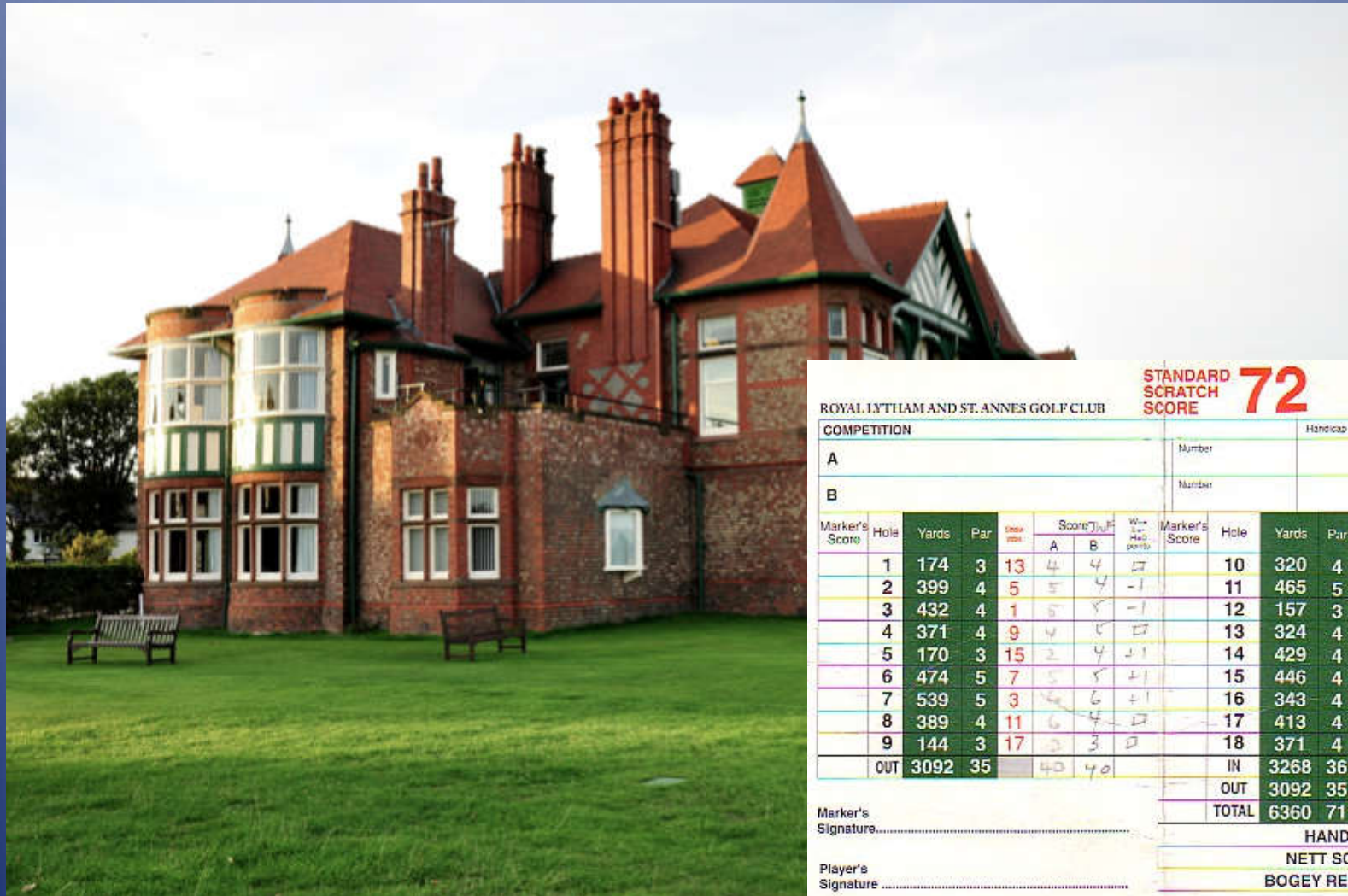



53. Oakland Hills (South)



To be played

54. Royal Lytham and St Annes



STANDARD SCRATCH SCORE 72 Stroke Received
 Handicap
 Date

ROYAL LYTHAM AND ST. ANNES GOLF CLUB

COMPETITION															
A						Number	Handicap			Strokes					
B						Number									
Marker's Score	Hole	Yards	Par	Code	Score		W- L- Hand points	Marker's Score	Hole	Yards	Par	Code	Score		W- L- Hand points
					A	B							A	B	
	1	174	3	13	4	4	0		10	320	4	10	5	5	0
	2	399	4	5	5	4	-1		11	465	5	4	5	6	+1
	3	432	4	1	5	5	-1		12	157	3	14	4	4	+1
	4	371	4	9	4	5	0		13	324	4	18	4	4	+1
	5	170	3	15	2	4	+1		14	429	4	6	5	5	+1
	6	474	5	7	5	5	+1		15	446	4	2	4	5	+2
	7	539	5	3	6	6	+1		16	343	4	16	4	4	+2
	8	389	4	11	6	4	0		17	413	4	8	6	3	+1
	9	144	3	17	3	3	0		18	371	4	12	6	5	0
	OUT	3092	35		40	40			IN	3268	36		43	41	
									OUT	3092	35		43	40	
									TOTAL	6360	71		83	83	

Marker's Signature.....


Player's Signature.....

HANDICAP
NETT SCORE
BOGEY RESULT

Please replace divots, rake bunkers, and repair pitch marks.


UK and Ireland 1999

55. Ballyneal




To be played

56. Kiawah Island (Ocean)




US 2012

57. Royal Aberdeen




Scotland 2016

58. St Georges




To be played

59. Diamante (Dunes)




To be played

60. Trump Scotland




61. Cabot Links




To be played

62. Swinley Forrest




UK 2014

63. Whistling Straits (Straits)




US 2011

64. Royal Porthcawl




UK 2013

65. Muirfield Village




To be played

66. Lost Farm




Tasmania 2013

67. Garden City




To be played

68. St Georges Hill




UK and Ireland 2018

69. Somerset Hills




To be played

70. Bandon Dunes




US 2009

71. Cruden Bay




Scotland 1995

72. TPC Sawgrass (Stadium)




US 2012

73. Old Sandwich




To be played

74. California Golf Club




US 2016

75. Victoria




Victoria 1994

76. Old Town




To be played

77. Ganton




England 2009

78. Woodhall Spa




England 2009

79. Olympic (Lake)




US 2000

80. Maidstone




81. Ellerston




Hunter Valley 2017

82. Cas de Campo




83. Quakers Ridge




US 2012

84. Shoreacres




To be played

85. Walton Heath (Old)




England 2009 (Lucifer)

86. Old MacDonald




US 2010

87. St Enodoc Church




UK and Ireland 2018

88. Golf Club




To be played

89. Koninklijke Haagsche




To be played

90. South Cape Owners Club




To be played

91. Shanqin Bay




To be played

92. Yokohama (West)




To be played

93. European Club




UK and Ireland 2006

94. Southern Hills




To be played

95. Winged Foot (East)




96. Naruo




To be played

97. Paraparaumu Beach Club




2018 Top 100 World - www.top100golfcourses.com

98. West Sussex




To be played

99. Royal Adelaide





South Australia 2002

100. Utricht De Pan



To be played

Other Top 100 Courses




Top 100 *golf courses* 2017 in partnership with **OSCAR JACOBSON**

Castle Stuart


Home	World Top 100	Golf Resorts	Ranking & Rating	About Us	Contact Us	Your Gems	News	Top Reviewers	Member Login
Africa	Asia	Britain & Ireland	Caribbean	Central & South America	Continental Europe	Middle East	North America	Oceania	

50. Baltusrol (Lower)




US 2011

44. Royal Troon




Scotland 1995


52. Oak Hill (East)




58. Medinah (No. 3)



60. Nine Bridges




63. Kauri Cliffs




New Zealand 2001

66. Loch Lomond




70. Harbour Town



US 2012

71. Inverness




72. Royal Melbourne (East)




2013


76. Nanea




79. Highland Links




83. Scioto



84. Tokyo




85. Spyglass Hill




US 2009

88. Cabo del Sol (Ocean)




89. Valderama




Europe 2013

90. Shadow Creek




91. Congressional Blue




US 2014

92. East Lake




US 2012

96. Durban Country Club




South Africa 2017

97. Machrihanish




UK 2014

99. Wentworth (west)




UK 2013

100. Hamilton (West/South)




Woking




UK 2009 - GA 2013 #100


Torrey Pines (South)



The Berkshire (Blue)




Bandon Trails




US 2011 - GA 2013 #84

Pasatiempo




US 1996 - GA 2013 #83

Monterey Peninsula (Shore)



Island Club



The Royal Dublin Golf Club

Date..... Competition.....

Name in Block Capitals: H.C. No. S.S. No. Comp. No. Name in Block Capitals:


A..... C.....

B..... D.....

Marker	Hole	Name	Blue	White	Yellow	Par	S.L.	D - Score			GW	+0- Pls
								A	B	C		
	1	North Bull	367	357	343	4	8	7	4	7	5	+1
	2	Babington's	445	430	422	5	18	6	5	2	6	+2
	3	Alps	373	370	346	4	4	6	5	2	4	+1
	4	Feather Bed	163	157	141	3	14	4	4	1	3	0
	5	Ireland's Eye	446	407	389	4	2	4	5	2	5	0
	6	Valley	543	521	466	5	10	4	5	3	5	0
	7	Ardilaun	196	171	148	3	12	4	5	0	4	-1
	8	Ben Howth	375	354	314	4	6	6	4	2	5	0
	9	Davidson's	159	148	129	3	16	3	3	2	3	0
		OUT	3067	2915	2698	35		44	40	18	40	
	10	Marne	422	381	345	4	1	6	5	2	5	0
	11	Colt's	500	484	471	5	11	6	6	2	6	0
	12	Campbell's	184	167	139	3	15	4	4	1	3	-1
	13	Dardanelles	423	390	371	4	3	6	6	7	5	-2
	14	Moran's	513	497	463	5	13	5	5	2	5	-2
	15	Hogan's	415	395	378	4	7	6	5	2	4	-3
	16	Dolly	278	258	240	4	17	5	4	2	4	-3
	17	Coastguard's	402	380	353	4	9	6	5	2	5	-3
	18	Garden	442	430	419	4	5	5	7		5	-4
		HOME	3579	3382	3179	37		49	47		42	
		ADD OUT	3067	2915	2698	35		44	40		82	
		TOTAL	6646	6297	5877	72		93	87			

UK and I 2006 - GA 2013 #77

Formby



FORMBY GOLF CLUB

1884

1916/1915

COMPETITION: *1916/1915* Par 72 SSS 74

DATE: *THURSDAY 17TH AUGUST* TIME: _____ ENTRY NO: _____ Handicap: _____ Stroke Rec'd: _____ Par 72 SSS 72

Player A: _____ Par 72 SSS 72

Player B: _____ Par 72 SSS 72

Hole	Makers Score	Blue Yards	White Yards	Yellow Yards	Stroke Index	Par	Score	Handicap	Net Score	Strokes	Par
1	435	415	394	11	4	5				368	4 11
2	403	381	372	9	4	4				330	4 9
3	538	518	499	3	5	5				483	5 3
4	312	312	310	15	4	4				306	4 15
5	183	162	153	17	3	3				148	3 17
6	428	402	385	7	4	2				372	4 7
7	419	377	368	13	4	4				350	4 13
8	493	483	480	1	5	6				439	4 1
9	450	450	444	5	4	5				410	4 5
	3661	3510	3405	OUT	37	39				3206	36
10	215	188	178	16	3	4				170	3 16
11	422	384	376	12	4	4				367	4 12
12	421	405	385	4	4	4				320	4 4
13	431	380	370	10	4	5				358	4 10
14	435	417	417	6	4	5				340	4 6
15	403	403	393	2	4	5				378	4 2
16	127	127	116	18	3	3				115	3 18
17	494	494	486	8	5	5				430	4 8
18	419	390	380	14	4	6				370	4 14
	3367	3188	3100	IN	35	41				2846	34
	3661	3510	3405	OUT	37	39				3206	36
	7028	6698	6505	TOT	72	80				6052	70


HANDICAP: _____

NETT: _____

Marker's Signature: _____ Player's Signature: _____

UK 2006 - GA 2013 #77

Royal Cinque Ports



ROYAL CINQUE PORTS GOLF CLUB

LOCAL RULES

- CUT OF BOUNDS (Rule 27-1)**
a) On or over the tees attempts the right hand side of the tee hole.
b) Beyond the fences bounding the course.
- SEA WALL** including the path along the top, is an integral part of the course (Rule 28)
- ANCIENT HIGHWAY** where it crosses the 11th hole and to the west of the 12th fairway (indicated by white stones) are areas of G.U.R. (Rule 29-1a and 1b)
- STONES IN BUNKERS** are movable obstructions (Rule 23-1, applies)
- FIXED SPRINKLER HEADS** - all fixed sprinkler heads are removable obstructions and relief from interference by them may be obtained under Rule 24-2. In addition, if such an obstruction or an utility head (slab) interferes with the play of a ball on the putting green, the player may obtain relief without penalty as follows: If the ball lies on the line of play across the ball and the hole, the player may obtain relief without penalty as follows: If the ball lies on the line of play across the ball and is within two club lengths of the nearest interference, it may be thick, cleaned and dropped at the nearest point to where the ball lay which is not nearer the hole, and to avoid such interference, which to roll in a bunker or on a putting green.
- RED PATHWAYS** are an integral part of the course and as such are not equally for relief.

EVENT	HEAP	SHOTS	TEES	PA	SBS	LAST
PLAYER A			White	72	73	<input type="checkbox"/>
PLAYER B			Yellow	71	71	<input type="checkbox"/>
LADIES			Ladies	74	74	<input type="checkbox"/>
DATE:	TIME:					


Hole	Men's Score	Wife's Score	Pos	Yellow Score	Stroke	Yards	Score	Par	Stroke	Yards	Score	Par	Stroke	Yards
1	387	4	356	12	4	5		299	4	12				
2	401	4	363	8	5			337	4	14				
3	510	5	453	2	5			425	5	2				
4	152	3	151	18	5	60		112	3	18				
5	542	5	499	4	5			418	5	4				
6	325	4	322	14	5			240	4	10				
7	382	4	359	6	5			312	4	6				
8	171	3	152	16	3			132	3	16				
9	414	4	399	10	5			349	4	7				
OUT	3284	36	3054	47				2624	36					

Please avoid slow play at all times

10	364	4	359	11	4			325	4	13				
11	408	4	384	5	5			361	4	1				
12	449	4	432	1	6			408	5	11				
13	421	4	406	13	5			347	4	3				
14	222	3	214	7	4			160	3	17				
15	451	4	416	3	5			402	5	6				
16	507	5	473	15	6			405	5	5				
17	397	4	363	17	6			299	4	15				
18	457	4	397	9	6			339	4	9				
IN	3576	36	3444	47				3046	36					
OUT	3284	36	3054	47				2624	36					
TOTAL	6960	72	6498	89				5670	74					


STABLETIONS POINTS FOR PAR RESULT
 HANDICAP NETT
 Player's Signature: _____ Marker's Signature: _____

Prestwick



UK 1995 - GA 2013 #59

New Course St Andrews



NEW COURSE MAP

THE NEW COURSE
standevs.org.uk

CONSTRUCTION


Year	Start	End	Phase	Area	Cost (£m)	Completion
2006	2006	2006	1	1	1	1
2007	2007	2007	2	2	2	2
2008	2008	2008	3	3	3	3
2009	2009	2009	4	4	4	4
2010	2010	2010	5	5	5	5
2011	2011	2011	6	6	6	6
2012	2012	2012	7	7	7	7
2013	2013	2013	8	8	8	8
2014	2014	2014	9	9	9	9
2015	2015	2015	10	10	10	10
2016	2016	2016	11	11	11	11
2017	2017	2017	12	12	12	12
2018	2018	2018	13	13	13	13
2019	2019	2019	14	14	14	14
2020	2020	2020	15	15	15	15

SPECIAL EVENTS


1. THE NEW COURSE IS OPEN
2. THE NEW COURSE IS OPEN TO THE PUBLIC
3. THE NEW COURSE IS OPEN TO THE PUBLIC
4. THE NEW COURSE IS OPEN TO THE PUBLIC
5. THE NEW COURSE IS OPEN TO THE PUBLIC
6. THE NEW COURSE IS OPEN TO THE PUBLIC
7. THE NEW COURSE IS OPEN TO THE PUBLIC
8. THE NEW COURSE IS OPEN TO THE PUBLIC
9. THE NEW COURSE IS OPEN TO THE PUBLIC
10. THE NEW COURSE IS OPEN TO THE PUBLIC
11. THE NEW COURSE IS OPEN TO THE PUBLIC
12. THE NEW COURSE IS OPEN TO THE PUBLIC
13. THE NEW COURSE IS OPEN TO THE PUBLIC
14. THE NEW COURSE IS OPEN TO THE PUBLIC
15. THE NEW COURSE IS OPEN TO THE PUBLIC

© 2006 THE NEW COURSE DEVELOPMENT LIMITED


Metropolitan




Gleneagles Kings




Fancourt Links




Gary Player Country Club




Memphremagog




National Old




Pacific Dunes



Sebonack



Sentosa



SENTOSA GOLF CLUB
SINGAPORE


GOLFING MEETING & EVENTS MEMBERSHIP ABOUT DINING HAPPENINGS CONTACT

BOOK TEE TIMES

RANKED NO. 58 AMONG THE WORLD'S
100 GREATEST GOLF COURSES
- THE SERAPONG
BY GOLF DIGEST 2016

Singapore 1997 – GD 2016 #94


Waterville




Waterville Golf Links

BOOK A TEE TIME

Western Gailes




British Open Courses



Carnoustie		Muirfield		Musselburgh	
Prestwick		Prince's		Royal Birkdale	
Royal Cinque Ports		Royal Liverpool		Royal Lytham & St Annes	
Royal Portrush		Royal St George's		Royal Troon	
St Andrews		Turnberry			


Venue	Times Hosted	Years Hosted
Old Course at St Andrews	28	1873, 1876, 1879, 1882, 1885, 1888, 1891, 1895, 1900, 1905, 1910, 1921, 1927, 1933, 1939, 1946, 1955, 1957, 1960, 1964, 1970, 1978, 1984, 1990, 1995, 2000, 2005, 2010, 2015
Prestwick Golf Club	24	1860–1870, 1872, 1875, 1878, 1881, 1884, 1887, 1890, 1893, 1898, 1903, 1908, 1914, 1925
Muirfield	15	1892, 1896, 1901, 1906, 1912, 1929, 1935, 1948, 1959, 1966, 1972, 1980, 1987, 1992, 2002, 2013
Royal St George's Golf Club	14	1894, 1899, 1904, 1911, 1922, 1928, 1934, 1938, 1949, 1981, 1985, 1993, 2003, 2011
Royal Liverpool Golf Club	11	1897, 1902, 1907, 1913, 1924, 1930, 1936, 1947, 1956, 1967, 2006, 2014
Royal Lytham & St Annes Golf Club	11	1926, 1952, 1958, 1963, 1969, 1974, 1979, 1988, 1996, 2001, 2012
Royal Birkdale Golf Club	9	1954, 1961, 1965, 1971, 1976, 1983, 1991, 1998, 2008
Royal Troon Golf Club	8	1923, 1950, 1962, 1973, 1982, 1989, 1997, 2004, 2016
Carnoustie Golf Links	7	1931, 1937, 1953, 1968, 1975, 1999, 2007
Musselburgh Links	6	1874, 1877, 1880, 1883, 1886, 1889
Turnberry	4	1977, 1986, 1994, 2009
Royal Cinque Ports Golf Club	2	1909, 1920
Prince's Golf Club	1	1932
Royal Portrush Golf Club	1	1951

Open Courses




Carnoustie 2006

Open Courses




Royal Birkdale 1989

Open Courses




Prestwick 1995

Open Courses




Muirfield 2006

Open Courses




Musselburgh 2009

Open Courses




Prince's 2006

Open Courses




Turnberry 1995

Open Courses




Royal Troon 1995

Open Courses




Royal Cinque Ports 2006

Open Courses




Royal St Georges 2006

Open Courses




St Andrews 2006

Open Courses




Royal Portrush 2006

Open Courses




Royal Lytham and St Annes 1999

Open Courses



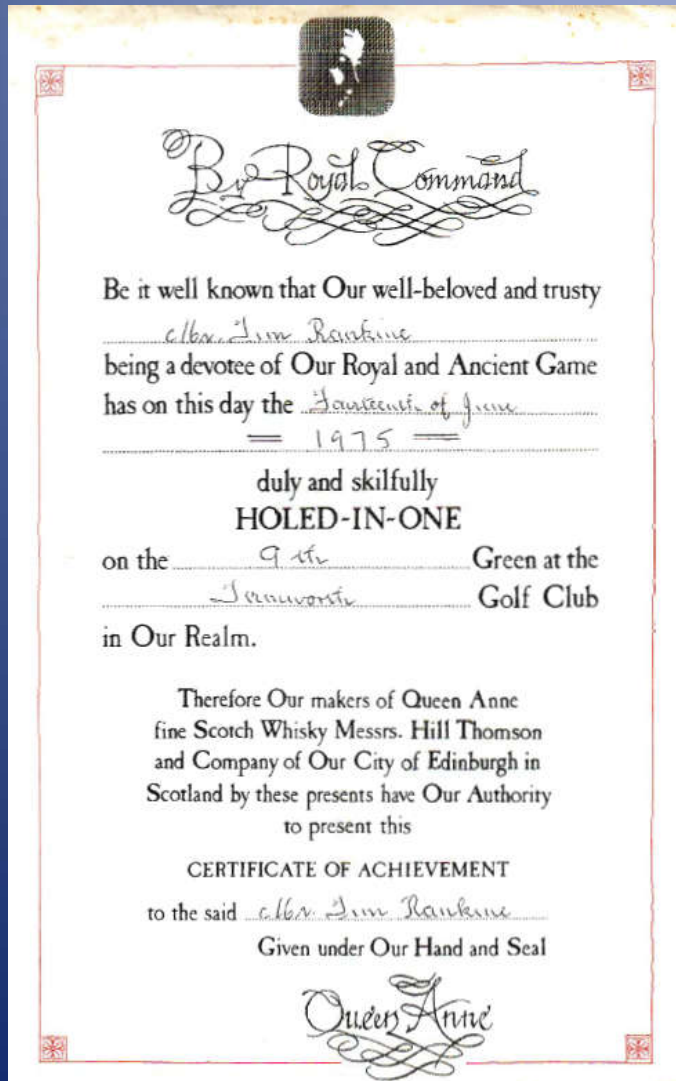

Royal Liverpool 2006



Tim Rankine


Holes in One

1. Tamworth 1975




Tim Rankin, right, gets his ball out of the hole on the 9th after he holed out in the qualifying rounds of the Tamworth Golf Club championships. It was the first "hole in one" at the course this year. With him is John Furneaux.

2. RSGC 1996



Tim Rankine – RSGC Par 3 Holes



14th - 4th August 1996 (Royal Sydney Cup)

3rd - 10th October 2013



6th - 3rd June 2000

Wednesday Mens Back

14 October, 2020 - Stableford
Course: GA Course
Venue: The Royal Sydney Golf Club

Rank: 44 - Tim Rankine 🇺🇸


Round 1 : White - Handicap [11.59] Total 32

Hole	1	2	3	4	5	6	7	8	9	Total
Par	4	5	3	4	4	3	5	4	4	36
Strokes	4	6	3	7	6	5	5	5	5	46
Score	2	2	2	0	1	0	3	2	2	14
Hole	10	11	12	13	14	15	16	17	18	
Par	4	4	4	5	3	4	5	3	4	36
Strokes	6	7	4	4	5	6	5	1	4	47
Score	1	0	3	3	0	1	2	5	3	18

Ace / Albatross Eagle Birdie Par Bogey D. Bogey

17th - 14th October 2020

3. RSGC 1999



“Hole-in One”
“Hole-in One”



This is to certify that

Tim Rankine

Holed in one

Witnessed by


Tim Rankine

At The Royal Sydney Golf Club
Rose Bay, NSW
On 22nd October 1999


3rd Hole

Par 3
Length 150 meters

4. RSGC 2000



5. Millbrook 2012



“Hole-in One” “Hole-in One”



This is to certify that

Tim Rankine

Holed in one

Witnessed by

*John Fitzpatrick
Andrew Rankine*

At The Millbrook Golf Club
Queenstown, New Zealand


On 25th November 2012

9th Hole (Arrow)

Par 3

Length 131 meters

6. RSGC 10th October 2013



Witnessed by
Michael Dunn
Daryl Stewart
Richard Michaels

“Hole-in One” “Hole-in One”

This is to certify that

Tim Rankine

Holed in one

At The Royal Sydney Golf Club
Rose Bay, NSW

On 10th October 2013




3rd Hole

Par 3

Length 150 meters

7. RSGC 14th October 2020



Witnessed by
Steven Rankine
Tom Jenkins
Mark Sinclair

“Hole-in One” “Hole-in One”

This is to certify that

Tim Rankine

Holed in one

At The Royal Sydney Golf Club
Rose Bay, NSW

On 14th October 2020



Wednesday Mens

14 October, 2020 - Stableford
Course: GA Course
Venue: The Royal Sydney Golf Club

Rank: 44 - Tim Rankine [11.59]

Round 1: White - Handicap [11.59] Total 32

Hole	1	2	3	4	5	6	7	8	9	Total
Par	4	5	3	4	4	3	5	4	4	36
Strokes	4	5	3	7	6	5	5	5	5	46
Score	2	2	2	0	1	0	3	2	2	14

Hole	10	11	12	13	14	15	16	17	18	Total
Par	4	4	4	5	3	4	5	3	4	36
Strokes	6	7	4	4	5	6	5	1	4	42
Score	1	0	3	3	0	1	2	5	3	18


Ace / Albatross Eagle Birdie Par Bogey D. Bogey

17th Hole

Par 3

Length 183 meters

Par Round


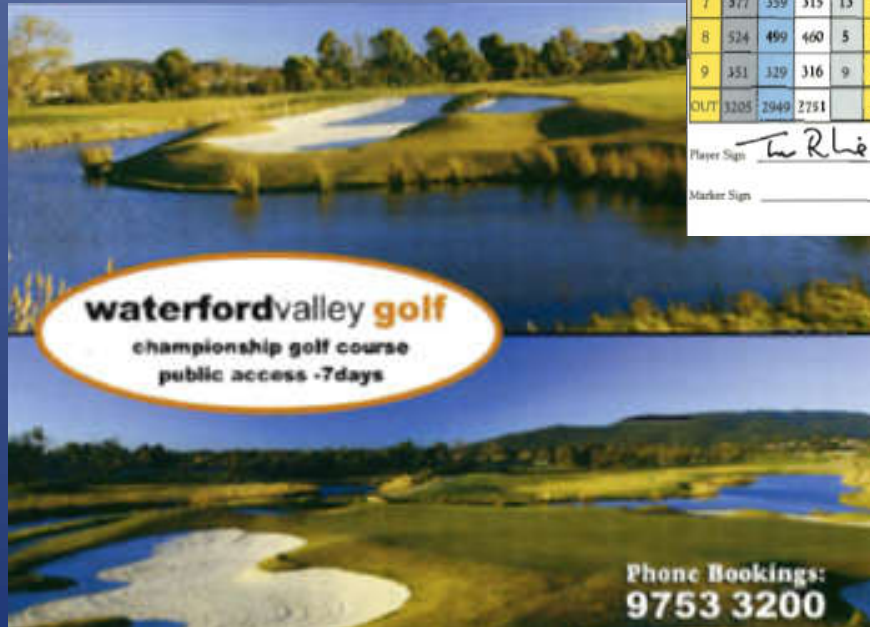


Player	TIM RANKING		HCP	7
Marker	ANDREW RANKING		HCP	
Event	RT 2013 - 13TH FEBRUARY			
ACR	71.7			
Red	71.3			
Blue	74.6			
Black				
Gross				
HC'P				
Net				


HOLE	BLACK	BLUE	WHITE	INDEX	PAR	P1	P2	RESULT	P3	P4	RED	INDEX
1	352	330	318	14	4		4	2			285	14
2	179	162	162	6	3		4	2			137	7
3	349	313	307	12	4		4	2			279	8
4	345	331	297	8	4		3	3			287	11
5	120	119	106	16	3		2	3			96	16
6	608	507	470	3	5		5	3			391	6
7	377	359	315	13	4		4	2			281	9
8	524	499	460	5	5		5	3			445	3
9	351	329	316	9	4		4	2			284	12
OUT	3205	2949	2751		36		35	22			2505	

HOLE	BLACK	BLUE	WHITE	INDEX	PAR	P1	P2	RESULT	P3	P4	RED	INDEX
10	371	333	330	7	4		4	3			315	5
11	552	534	509	11	5		5	2			463	15
12	376	356	315	18	4		4	2			268	18
13	217	200	173	4	3		3	3			152	2
14	513	498	475	17	5		5	2			450	10
15	342	285	277	15	4		4	2			268	17
16	409	376	351	2	4		4	3			324	4
17	177	167	160	10	3		4	1			140	13
18	383	362	335	1	4		4	3			285	1
IN	3340	3111	2925		36		37	21			2665	
OUT	3205	2949	2751		36		35	22			2505	
TOT	6545	6060	5676		72		72	43			5170	

Player Sign	<i>Tim Ranking</i>	Date	13/2/2013
Marker Sign		Tee	BLUE



RSGC



STROKE HANDICAP

CLUB NUMBER: RSGC HOME CLUB: CCR

Player/s: TIM RANKINE Handicap/s: 7

HOLES	METRES	PAR	STROKE INDEX		PLAYER	MARKER	Result	Result	HOLES	METRES	PAR	STROKE INDEX		PLAYER	MARKER	Result	Result	
			Div and St	Match								Div and St	Match					
1	241	4	18	15	4			10	380	4	10	25	10	4				
2	475	5	14	5	5			11	388	4	3	19	4	4				
3	150	3	7	11	3			12	346	4	11	26	14	4				
4	376	4	3	7	5			13	463	5	17	18	5					
5	366	4	3	20	1	4		14	170	3	6	6	4					
6	135	3	16	17	2			15	398	4	3	21	12	4				
7	505	5	13	3	7			16	506	5	15	2	5					
8	271	4	13	13	4			17	182	3	1	16	3					
9	325	4	8	21	9	3		18	360	4	8	23	8	4				
			2844	36	OUT		37				3193	36	IN		37			
					Signature: <u>Bruce Abel</u>					2844	36	OUT		37				
					Marker: <u>Tim Rie</u>					6037	72	TOTAL		74				
					Signature: <u>Tim Rie</u>					DEDUCT HANDICAP			7					
					Date: <u>2-1 APR 1999</u>					NET TOTAL			67					

LOCAL RULES

- If a staked tree or staked shrub interferes with the player's stance or the area of his intended swing, the ball MUST be lifted without penalty, and dropped in accordance with the procedure prescribed in Rule 24-2b(i) (Immovable Obstruction). The ball may be cleaned when so lifted.
- Tee posts and stakes marking hazards and ground under repair are immovable obstructions.
- The 10th and 12th greens shall be treated as a single green unless a player whose ball lies on the green beyond its neck elects to use a club other than a putter in which case Rule 25-3 (Ball on wrong putting green) shall apply.

OUT OF BOUNDS

- Outside the boundary fences of the Club's property.
- Within the fences surrounding the tennis courts. Within the bowling greens, the boundaries of which are defined by fences, hedges or stone walls. Within the building called 'The Pavilion' situated immediately to the left of the first tee. Within the area of the Superintendent's cottage adjacent to the 1st green.
- Inside the Clubhouse gardens.
- The area of the long practice range, the practice putting course and the 1st Hole (Centenary Course), as indicated by the Out-of-Bounds markers.

Note: Temporary Local Rules will be displayed at the 1st tee, when applicable, on the day of play.

THE ROYAL SYDNEY GOLF CLUB

MENS (YELLOW AND BLACK TEE MARKERS)
AUSTRALIAN COURSE RATING 71.7

LOCAL RULES
(To be read in conjunction with the Rules of Golf)

1. Out of Bounds

- Beyond any fence bounding the course.
- Beyond any line of white stakes with black tops.
- Within the fences surrounding the tennis courts.
- Within the Clubhouse gardens and on or beyond the Clubhouse pathways, including the pathways to the practice range and to the tennis courts. (Exception - The section of the Championship Course - The area, as defined by the inside points of the black and white discs, is a part of the course).

2. Ground Under Repair
All areas defined by white stakes and/or lines.

3. Staked or Ornamental Trees
If a tree or shrub which is staked interferes with the player's stance or area of intended swing, the player MUST take relief as provided in Rule 24-2b (i) (Immovable Obstructions).

4. Fixed Sprinkler Heads
The specimen Local Rule in Appendix I of the Rules of Golf applies.

5. Integral Parts of the Course
Unless otherwise marked, areas of the course treated with woodchip mulch are integral parts of the course. The woodchip mulch are loose impediments.

6. Distance-Measuring Devices
For all play at this course, a player may obtain distance information by using a device that measures distance only. If, during a competition round, a player uses a distance-measuring device that is designed to gauge or measure other conditions that might affect their play (eg. gradient, windspeed, temperature etc.), the player is in breach of Rule 14-3, for which the penalty is disqualification, regardless of whether any such additional function is actually used.

PENALTY FOR BREACH OF LOCAL RULE
Match Play - Loss of Hole Stroke Play - Two Strokes.

CHAMPIONSHIP COURSE


MEN - White Markers AMCR 73
WOMEN - Red Markers AWCR 74

Event	THURSDAY GOLF STABLEFORD	Date	10/10/2013	Handicap	Home Club/Club No.	Score
Player 1	TIM RANKINE	7	RTI			
Player 2	MICHAEL DOWN, RICHARD MICHAELS, DARYL STEWART					

HOLE	MEN	WOMEN	INDEX	PAR	PIN	PLAYER	MARKER	HOLE	MEN	WOMEN	INDEX	PAR	PIN	PLAYER	MARKER	
1	254	231	16	4	B	3 3		10	374	330	7	4	B	5 2		
2	481	439	8	5	F	4 3		11	388	321	3	4	M	5 2		
3	156	129	14	3	M	1 4		12	348	273	9	4	F	4 2		
4	383	330	2	4	F	4 3		13	463	384	17	5	B	6 1		
5	369	292	4	4	M	5 2		14	167	143	13	3	M	4 1		
6	137	115	18	3	F	3 2		15	394	348	1	4	B	5 2		
7	506	483	6	5	M	6 2		16	498	430	15	5	M	5 2		
8	269	245	12	4	F	4 2		17	183	156	5	3	F	4 2		
9	323	309	10	4	F	3 3		18	361	308	11	4	M	4 2		
2878	2573	OUT	36			3 3 24		3176	2693	IN	36			42 16		
		Medical Alert		Marker		RICHARD MICHAELS		2878		2573	OUT	36			33 24	
		Player		Player		Tim Rie		6054		5266	TOTAL	72			75 40	
		Handicap		Handicap						HANDICAP						
		Net		Net						NET						

Medical Alert: +
G = Green; T = Tee

Optimum Card - RSGC



LOCAL RULES

(To be read in conjunction with the Rules of Golf)

- 1. Out of Bounds (Rule 27-1b)**
1.1 Ground beyond the Club's boundaries defined by fences and ground beyond any line defined by white stakes with black tops and/or black and white discs.
1.2 On or beyond the Clubhouse pathways and their borders including the pathways to the practice range (Exception – the section of the Championship Course 1st tee area, as defined by the inside points of the black and white discs, is a part of the course.)
1.3 Ground on or beyond the tennis courts defined by fences surrounding the tennis courts.
- 2. Ground Under Repair (Rule 25-1)**
All areas defined by white stakes and/or white lines.
- 3. Staked or Ornamental Trees (Rule 24-2b)**
If a staked tree or shrub interferes with a player's stance or the area of intended swing then a player must take relief as per **Rule 24-2b**. The stake and tree guards are immovable obstructions.
- 4. Fixed Sprinkler Heads Near The Green**
If a ball lies through the green and an immovable obstruction on or within two club-lengths of the putting green and within two club-lengths of the ball intervenes on the line of play between the ball and the hole, the ball may be lifted, cleaned and dropped within one club-length at the nearest point of relief no nearer the hole.
- 5. Integral Parts of the Course**
Unless otherwise marked, areas of the course treated with woodchip mulch are integral parts of the course. The woodchip mulch is a loose impediment and a player may take relief as per **Rule 23-1**.
- 6. Stones in Bunkers**
Stones in bunkers are moveable obstructions and relief may be taken as per **Rule 24-1**.
- 7. Distance-Measuring Devices (Rule 14-3)**
A player may only obtain distance information by using a device that complies with the Rules of Golf.



CHAMPIONSHIP COURSE

Men - White Markers
Scratch Rating 73
Slope Rating 133

Women - Red Markers
Scratch Rating 74
Slope Rating 139

PENALTY FOR BREACH OF LOCAL RULE


Match Play - Loss of Hole. Stroke Play - Two Strokes.

Event	THURSDAY GROUP	Date	27/10/2016	Daily Handicap		Home Club / Club No.		Stroke Score		S'Ford/Par Score	
Player 1	TIM RANKINE			8		JOHN LAIDLAY					
Player 2	NICK MOUNT					ROB STEPHENS					

HOLE	MEN	WOMEN	INDEX	PAR	PIN	PLAYER	MARKER	HOLE	MEN	WOMEN	INDEX	PAR	PIN	PLAYER	MARKER		
1 _a	254	231	16	4	M	4 2		10 _{at}	374	330	7	4	F	4 3			
2 _a	481	439	8	5	F	5 3		11 _a	388	321	3	4	M	5 2			
3	156	129	14	3	B	4 1		12 _a	348	273	9	4	B	4 2			
4	383	330	2	4	B	5 2		13 _a	463	384	17	5	M	5 2			
5	369	292	4	4	M	5 2		14	167	143	13	3	B	4 1			
6 _r	137	115	18	3	B	3 2		15 _a	394	348	1	4	B	5 2			
7 _a	506	483	6	5	B	4 4		16 _a	498	430	15	5	M	4 3			
8 _r	269	245	12	4	M	4 2		17 _a	183	156	5	3	M	4 2			
9 _r	323	309	10	4	F	4 2		18 _r	361	308	11	4	F	4 2			
	2878	2573	OUT	36		38 20		3176	2693	IN	36			39 19			
+	Marker	ROB STEPHENS						2878	2573	OUT	36				38 20		
Medical Alert	Player	TIM RANKINE						6054	5266	TOTAL	72				77 39		
G=Green T=Tee		DAILY HANDICAP						NET									

Thursday Group 27th October 2016

RSGC




Event	WEDNESDAY	Date	15/1/2020	Daily Handicap		Home Club / Club No.		Stroke Score		S'Ford/Par Score	
Player 1	TIM RANKINE			11		ROB STEPHONS		75		44	
Player 2	RON LUXTON										

HOLE	MEN	WOMEN	INDEX	PAR	PIN	PLAYER			MARKER			HOLE	MEN	WOMEN	INDEX	PAR	PIN	PLAYER			MARKER			
						G	SS	P	G	SS	P							G	SS	P				
1 _G	254	231	16	4		3	3		✓		1	10 _{GT}	374	330	7	4		4	3				1	
2 _G	481	439	8	5		5	3				1	11 _G	388	321	3	4		4	3				1	
3	156	129	14	3		3	2		✓		2	12 _G	348	273	9	4		4	3				1	
4	383	330	2	4		5	2				2	13 _G	463	384	17	5		5	2		✓		2	
5 _T	369	292	4	4		5	2				2	14	167	143	13	3		3	2			✓	1	
6 _T	137	115	18	3		2	2		✓		2	15 _G	394	348	1	4		5	2				2	
7 _G	506	483	6	5		5	3			✓	1	16 _G	498	430	15	5		5	2				1	
8 _T	269	245	12	4		4	2				1	17 _G	183	156	5	3		4	2				2	
9 _T	323	309	10	4		4	3				1	18 _T	361	308	11	4		4	3				1	
	2878	2573	OUT	36		37	22		3	1	13		3176	2693	IN	36		38	22		1	1	12	
+ Medical Alert G=Green T=Tee	Marker <i>Ron Luxton</i>											2878	2573	OUT	36		37	22		3	1	13		
	Player <i>Tim Rankine</i>											6054	5266	TOTAL	72		75	44		4	2	25		
											DAILY HANDICAP													
											NET													

Wednesday 15th January 2020 – Nett and Scratch Winner

Par Round – Possibly Best Round – Aged 65



Date:	2ND NOVEMBER 2016	Handicap	Player Score	Team Score
Player A	TIM RANKINE	7		
Player B	MICHAEL BROADHURST			
Player C	DOUGL HARRIS			
Player D	TIM POULTON			

Mens Course			Player			Marker			Ladies Course				
Metres	Par	Index	1	2	Result	Hole	Name	1	2	Result	Metres	Par	Index
320	4	16/30		3	3	1	FAIRVIEW				292	4	13
157	3	14/36		3	2	2	THE TRAP				130	3	17
526	5	2/20		5	3	3	LAND'S END				500	5	1
170	3	12/35		3	2	4	FRYING PAN				150	3	12
575	4	5/23		4	3	5	THE REDDOUBT				535	4	2
351	4	4/27		4	3	6	LOOKOUT				562	4	9
480	5	17/26		5	2	7	WESTWARD HO				467	5	5
163	3	10/32		3	2	8	MAYO'S				121	3	16
470	5	12/8		5	2	9	BOOMERANG				376	5	9
3102	96			35	22						2992	96	

338	4	6/24		5	2	10	CHASM				320	4	4
183	3	7/33		2	4	11	THE CROSSING				141	3	14
348	4	13/29		4	2	12	RED GUM				309	4	10
347	4	9/28		5	1	13	THE DOWNFALL				333	4	3
489	5	18/25		5	2	14	CRESCENT				455	5	11
148	3	11/34		4	1	15	THE OUTCROP				111	3	15
423	4	3/22		4	3	16	JUNGLE				401	5	18
288	4	15/31		3	3	17	BOB'S NOB				261	4	7
389	4	1/19		4	3	18	HOME				297	4	8
2953	35			36	21		ACR 71				2592	36	
3012	36			35	22		AWCR 74				2667	36	
5965	71			71	43						5259	72	
Deduct Handicap											Deduct Handicap		
Nett											Nett Score		

Marker Signature: *[Signature]* Player Signature: *[Signature]*

LOCAL RULES

TO BE READ IN CONJUNCTION WITH THE RULES OF GOLF

1. OUT OF BOUNDS ARE THOSE AREAS
Beyond the course boundary fence.
Beyond any line of white stakes with black tops.
Beyond the white stakes at the 12th green (i.e. car park). A ball dropped at the nearest point to where the ball lay that is not nearer the hole.

2. TONK (LONGHORN BEAN TOWN)
All areas defined by white stakes and/or lines.
All areas defined by white stakes and/or lines made by a mower.
All areas defined by white stakes and/or lines made by a mower.
All areas defined by white stakes and/or lines made by a mower.

3. COMPULSORY GROUND UNDER REPAIR (GUR)
All areas of professionally constructed garden beds which are defined with artificial edging. If such an area overlaps with the bunker, a bunker or area of mowed sward, the player must take relief in accordance with Rule 25-1.

4. IMMovable OBSTRUCTIONS - RULE 24-2
An immovable obstruction is an artificial nonmovable object such as a building or an artificially-surfaced road and road markers.
Staked trees and stumps including the stakes and tree guards.
Company sign must be taken.
The cart path behind the 10th green.

5. MOVABLE OBSTRUCTIONS
Stakes in bunkers are movable obstructions (Rule 24-1 applies).

6. FREE SPRINKLER HEADS
If a ball lies on the putting green and a head sprayer head within two club-lengths of the putting surface and within two club-lengths of the ball interferes on the line.

7. WATER HAZARDS
7.1 Water hazards are defined by yellow stakes and/or lines.
7.2 Lateral water hazards are defined by red stakes and/or lines.
7.3 Obsolete water hazards are defined by yellow stakes and/or lines.

8. EMBEDDED BALL - RULE 25-2
A ball embedded in its own pitch-marks in the ground through the green, other than a bunker, may be lifted and cleaned and re-embedded in the hole.
A ball embedded in its own pitch-marks in the ground through the green, other than a bunker, may be lifted and cleaned and re-embedded in the hole.
A ball embedded in its own pitch-marks in the ground through the green, other than a bunker, may be lifted and cleaned and re-embedded in the hole.
A ball embedded in its own pitch-marks in the ground through the green, other than a bunker, may be lifted and cleaned and re-embedded in the hole.

9. WOOD CHIPPED AREA
All wood chipped areas are treated as part of the course through the green.
A ball which has been dropped must first be placed in the hole.
A ball which has been dropped must first be placed in the hole.

10. TURE PLUGS
Turf plugs which the steno status as old hole plugs on the putting green.
Distance measuring devices are allowed to be used in accordance with the applicable equipment specification local rule in the Rule Book.

11. DISTANCE MEASURING DEVICES
Distance measuring devices are allowed to be used in accordance with the applicable equipment specification local rule in the Rule Book.

12. MEDICAL EMERGENCY - BUZZER LOCATIONS
These are marked with a "v" on the scorecard next to the nearest hole.
DISTANCE MARKERS ARE TO THE CENTRE OF THE GREEN.


13. MATCH PLAY - TWO STROKES
MATCH PLAY - LOSS OF HOLE

14. SAND BUCKETS
All players are required to keep pace with the group ahead. The remaining amount of the sand bucket.


15. SAND BUCKETS
All players must carry and use sand buckets.

16. MATCH INDEX

Index	1	2	3	4	5	6	7	8	9	10	11	12	13	14	15	16	17	18
-------	---	---	---	---	---	---	---	---	---	----	----	----	----	----	----	----	----	----



TRR Golf Handicaps



Timothy Rankine
Mates Member Since
17 May 2009

Mates Membership
Special Eagle Package
Expires 11 Jun 2015
smg@bryatum.com
0811 091083

Royal Sydney GC
GOLF Link No:
2012701903

ORDER OF MERIT
National rank
Overall: 12104
A Grade: 12104

State rank
Overall: 4688
A Grade: 4688

Club rank
Overall: 22
A Grade: 22

PLAYING HANDICAP	REAL HANDICAP
5	5.1

Rank	Date	Course	Competition Type	Comp Finish	Par	Score	Handicap	Star
1	24/04/13	Royal Sydney GC (Sta)		22155	72/73	79	5.1	5.1
2	21/04/13	Royal Sydney GC (Sta)		3884	72/73	82	5.1	5.4

WIN THE ULTIMATE US MASTERS EXPERIENCE

Rank	Date	Course	Competition Type	Comp Finish	Par	Score	Handicap	Star
3	13/04/13	Royal Sydney GC (Sta)		94179	72/73	84	5.1	5.4
4	11/04/13	Royal Sydney GC (Sta)		19329	72/73	82	5.1	5.4
5	10/04/13	Royal Sydney GC (Sta)		79182	72/73	82	5.1	5.4
6	07/04/13	Royal Sydney GC (Sta)		1554	72/73	80	7.1	5.4
7	05/04/13	Royal Sydney GC (Sta)		155189	72/73	82	8.0	5.0
8	21/03/13	Royal Sydney GC (Sta)		4085	72/74	87	8.1	5.3
9	27/03/13	Meady GC (Sta)		57140	71/70	83	8.0	5.8
10	24/03/13	Royal Sydney GC (Sta)		4177	72/73	76	8.1	5.8
11	21/03/13	Royal Sydney GC (Sta)		1201	72/73	82	8.0	6.3
12	20/03/13	Royal Sydney GC (Sta)		6156	72/73	80	7.1	6.2
13	18/03/13	Royal Sydney GC (Sta)		3175	72/73	78	4.0	7.3
14	14/03/13	Royal Sydney GC (Sta)		2702	72/73	87	2.0	7.4
15	08/03/13	Royal Sydney GC (Sta)		6101	72/73	79	3.0	6.1
16	07/03/13	Royal Sydney GC (Sta)		620	72/73	80	3.0	7.0
17	02/03/13	Royal Sydney GC (Sta)		979	72/74	83	7.0	7.0
18	27/02/13	Royal Sydney GC (Sta)		78174	72/73	87	2.0	7.4
19	21/02/13	Royal Sydney GC (Sta)		822	72/73	83	7.0	7.7
20	20/02/13	Royal Sydney GC (Sta)		7182	72/73	79	3.0	7.3

G.A. Handicap 5.1
24th April 2013

TIMOTHY RANKINE
Mates Member Since
17 May 2009

Mates Membership
Special Eagle Package
Expires 11 Jun 2015
smg@bryatum.com
0811 091083

Royal Sydney GC
GOLF Link No:
2012701903

ORDER OF MERIT
National rank
Overall: 12104
A Grade: 12104

State rank
Overall: 4688
A Grade: 4688

Club rank
Overall: 22
A Grade: 22

AMATEUR, NORMAL
2012701903
REAL E.A. HANDICAP
9.2

RD	ROUND DETAIL	HIGHEST PAR	PC	SCORE	DIFF	PAR	REAL HANDICAP	ADJUSTED SCORE	PLAYS TO	ADJUSTED PLAYS TO	REAL E.A. HANDICAP
1	11/03/13 Royal Sydney GC (Sta) Competition: Real Sydney GC (Sta)	82	0	74	100	72	11	82	10	113	9.2
2	09/03/13 Royal Sydney GC (Sta) Competition: Real Sydney GC (Sta)	84	0	71	103	72	8	82	11	112	8.8
3	08/03/13 Royal Sydney GC (Sta) Competition: Real Sydney GC (Sta)	82	0	74	100	72	11	87	13	112	8.8
4	04/03/13 Royal Sydney GC (Sta) Competition: Real Sydney GC (Sta)	82	0	74	100	72	11	87	13	113	8.4
5	31/02/13 Royal Sydney GC (Sta) Competition: Real Sydney GC (Sta)	82	0	74	100	72	10	86	12	104	8.1
6	19/02/13 Royal Sydney GC (Sta) Competition: Real Sydney GC (Sta)	82	0	74	100	72	11	80	6	102	8.0
7	18/02/13 Royal Sydney GC (Sta) Competition: Real Sydney GC (Sta)	81	0	72	104	72	9	86	14	123	8.8
8	18/02/13 Royal Sydney GC (Sta) Competition: Real Sydney GC (Sta)	82	0	71	103	72	9	86	15	121	8.6
9	04/02/13 Royal Sydney GC (Sta) Competition: Real Sydney GC (Sta)	82	0	74	100	72	11	86	12	104	8.6
10	11/02/13 Royal Sydney GC (Sta) Competition: Real Sydney GC (Sta)	81	0	74	100	72	11	88	14	122	8.6
11	09/02/13 Royal Sydney GC (Sta) Competition: Real Sydney GC (Sta)	82	0	75	103	72	12	94	19	133	8.8
12	08/02/13 Royal Sydney GC (Sta) Competition: Real Sydney GC (Sta)	82	0	74	100	72	11	92	18	136	8.2
13	08/02/13 Royal Sydney GC (Sta) Competition: Real Sydney GC (Sta)	84	0	74	100	72	10	88	11	100	8.2
14	07/02/13 Royal Sydney GC (Sta) Competition: Real Sydney GC (Sta)	81	0	70	102	70	9	84	14	123	8.2
15	04/02/13 Royal Sydney GC (Sta) Competition: Real Sydney GC (Sta)	82	0	74	100	72	11	87	13	113	8.2
16	03/02/13 Royal Sydney GC (Sta) Competition: Real Sydney GC (Sta)	84	0	74	100	72	11	88	11	100	8.2
17	02/02/13 Royal Sydney GC (Sta) Competition: Real Sydney GC (Sta)	82	0	73	107	72	9	86	12	107	8.1
18	11/01/13 Royal Sydney GC (Sta) Competition: Real Sydney GC (Sta)	82	0	74	100	72	10	87	13	113	8.1
19	09/01/13 Royal Sydney GC (Sta) Competition: Real Sydney GC (Sta)	82	0	74	100	72	11	88	12	100	8.1
20	08/01/13 Royal Sydney GC (Sta) Competition: Real Sydney GC (Sta)	82	0	75	105	72	12	97	19	131	8.1

G.A. Handicap 9.2
7th May 2021
70th Birthday

THE ROYAL SYDNEY GOLF CLUB LIMITED
ACN 000 872 542
Kent Road Rose Bay, NSW, Australia 2029
Phone: (02) 9371 4333 Fax: (02) 9371 8275

Ref:R71:invited

3rd May 1999

TO WHOM IT MAY CONCERN



This letter serves to introduce Mr. T.R. Rankine, a member of The Royal Sydney Golf Club.

Mr. Rankine who plays off a handicap of 5 may wish to visit your Club in the near future. Any courtesies you may extend to him will be greatly appreciated.

Yours faithfully,
W.B. Francis
W.B. FRANCIS
General Manager

Daily Handicap 5
G.A. Handicap 3.4
3rd May 1999

TRR Sanctuary Cove



Date: 17 OCT 2022 HOME CLUB

Player A: TIM RANKINE M/Ship No. _____ H/Cap _____

Player B: BOB RANKINE M/Ship No. _____ H/Cap _____

TEES	SCRATCH	SLOPE	COMPETITION			
BLACK	72	130	BLUE	SINGLE	STROKE	AMBRGE
BLUE	70	125	BLACK	2 BALL	STABLEFORD	TEAMS
WHITE	67	121	WHITE	4 BALL	PAR	AGGREGATE
RED	69	122				


1. Old Digger 2. What-a-hole 3. Respite 4. Murphy's Island 5. Double Trouble 6. About Turn 7. Daintree 8. St. Andrews 9. Palms 10. Casey's Road 11. Regal 12. Tenacity 13. Wavelength 14. Fred's Hill 15. Chance 16. Amen 17. Lany Wharf 18. Arden

HOLE	1	2	3	4	5	6	7	8	9	OUT	10	11	12	13	14	15	16	17	18	IN	OUT	TOTAL	H/CAP
BLACK	327	163	314	498	374	162	367	368	484	3057	387	190	326	173	387	360	146	392	472	2633	3057	5890	
BLUE	318	139	294	473	352	148	350	347	485	2886	357	169	302	156	373	340	120	375	450	2644	2886	5530	
WHITE	283	130	285	439	333	139	328	323	453	2713	337	147	253	142	306	320	117	355	413	2390	2713	5103	
MENS INDEX	8/28	18/36	16/34	12/22	14/30	4/32	2/24	6/28	10/20		3/21	13/31	15/33	9/29	7/25	5/23	11/27	1/19	17/35				
A	4	2	5	5	4	4	5	4	5	39	5	4	4	4	5	5	3	5	4	39	39	78	
B																							
C																							
D																							
PAR	4	3	4	5	4	3	4	4	5	36	4	3	4	3	4	4	3	4	5	34	36	70	
WHITE	283	130	285	439	333	139	328	323	453	2713	337	147	253	142	306	320	117	355	413	2390	2713	5103	
RED	283	107	246	380	299	123	311	286	421	2456	315	131	243	123	269	283	113	330	382	2189	2456	4645	
LADIES INDEX	9	17	11	5	3	15	7	13	1		2	16	12	18	8	6	14	4	10				

Player's Signature: *Tim Rankine* Marker's Signature: _____

CART RULES • Carts must not be driven inside control lines around the greens • Carts must be driven on cart paths wherever possible • Carts are not permitted outside the golf course and must not be driven into carparks or onto public roads • Maximum two per two bays per cart.

The Palms Blue Tees 17th October 2022 – 78 (8 over par)



Date: 8TH JANUARY 2023 HOME CLUB

Player A: TIM RANKINE M/Ship No. 9635 H/Cap 12

Player B: ANDREW & ALICE RANKINE M/Ship No. _____ H/Cap _____


TEES	SCRATCH	SLOPE	COMPETITION				
BLACK	74	132	BLACK	SINGLE	STROKE	AMBRGE	GROSS
BLUE	72	127	BLUE	2 BALL	STABLEFORD	TEAMS	NETT
RED	74	126	RED	4 BALL	PAR	AGGREGATE	
YELLOW	71	120					

HOLE	1	2	3	4	5	6	7	8	9	OUT	10	11	12	13	14	15	16	17	18	IN	OUT	TOTAL	H/CAP	NETT
BLACK	371	360	472	172	387	325	155	419	560	302	428	522	324	201	390	400	163	517	425	3370	3211	6581		
BLUE	359	343	439	168	384	311	130	406	526	303	391	496	310	154	353	374	146	487	400	3111	3036	6147		
HANDICAP INDEX	10	14	58	8	4	12	16	2	6															
A	5	5	4	4	5	4	3	5	6	4	1	1	1	9	5	7	15	13	3					
B											5	6	4	3	4	4	5	5	4	4	4	4	4	4
C																								
D																								
PAR	4	4	5	3	4	4	3	4	5	36	4	3	4	3	4	4	3	4	5	36	36	72		
RED	280	303	390	118	280	285	100	358	493	260	304	444	301	127	323	356	116	452	347	2764	2600	5364		
YELLOW	280	267	362	118	282	245	100	278	483	244	304	364	271	97	283	316	116	412	312	2469	2445	4914		
HANDICAP INDEX	10	8	14	16	12	4	18	2	6															

Player's Signature: *Tim Rankine* Marker's Signature: _____

The Pines Blue Tees 8th January 2023 – 81 (9 over par)

TRR 2022 Highlights



Twighters
Patrons Trophy



SGSNSW
Championship



LSH Mercedes
A Grade



GCDGA SCGCC
Winners




Match Society
Tom Preston
Trophy




RSGC Bledisloe Cup Golf
2022 Winners

TRR 2023 Highlights




RSGC Country Cup



Rebel Tour Plate
2023

TRR Australian Top 100 Completed February 2023



Tim Rankine - Australia's Top 100 Golf Courses
Source www.top100golfcourses.com 2019 List


Course	Year Played	Rank	Course	Year Played	Rank
Royal Melbourne (West)	1994	1	Spring Valley Golf Club	2000	51
Kingston Heath	1994	2	Glades	2000	52
Bambogle Dunes	2005	3	Hamilton Island	2017	53
New South Wales	1983	4	Port Fairy	2018	54
Cape Wickham Links	2017	5	Sanctuary Cove - Pines	2000	55
Lost Farm	2013	6	Bonville	1993	56
Victoria	1994	7	RACV Healesville	2023	57
Ellerston	2017	8	Elanora	1972	58
Royal Adelaide	2002	9	Terrey Hills	2005	59
National (Moonah)	2000	10	Long Island Country Club	2003	60
Royal Melbourne (East)	1994	11	Riverside Oaks Bungool Course	2019	61
St Andrews Beach	2005	12	Avondale	1992	62
Metropolitan	1994	13	Pelican Waters	2008	63
Cathedral Lodge	2021	14	Stonecutter Ridge	2012	64
National - Old	1994	15	Meadow Springs	2003	65
Newcastle (Stockton)	1995	16	Eastern GC (South)	2023	66
Woodlands	1998	17	Kalgoorlie	2019	67
Dunes	1998	18	Pacific Dunes	2005	68
Lakes	1999	19	West Australian Golf Club	2019	69
Commonwealth	1998	20	Links at Lady Bay	2002	70
Lake Karrinyup	2003	21	Mount Lawley	2019	71
Ocean Dunes	2017	22	Thirteenth Beach - Creek	2005	72
Australian	1980	23	Settlers Run	2008	73
Peninsula North	2001	24	Lakelands	2000	74
Royal Queensland	2000	25	Pacific Harbour (Bribie Island)	2008	75
Thirteenth Beach - Beach	2000	26	Sanctuary Lakes	2003	76
Kooyonga	2002	27	Curlewis	2017	77
Brookwater	2000	28	Amstel - Ranfurly	2005	78
Barwon Heads	1995	29	Sanctuary Cove - Palms Golf Club	2000	79
Royal Canberra (Westbourne)	1986	30	St Michaels	1970	80
Kennedy Bay	2003	31	Cottesloe	2003	81
Jondalup (Dunes/Quarry)	2003	32	Sorrento	2010	82
Magenta Shores	2007	33	Black Bull	2021	83
Moonah Links - Legends	2005	34	Sun City Golf Club	2019	84
Huntingdale	1998	35	Twin Creeks	2005	85
Peninsula South	2003	36	RACV Royal Pines (Green/Gold)	2017	86
Royal Sydney	1970	37	Vines - Lakes	2003	87
Grand	2017	38	Brisbane Golf Club	2000	88
Concord	1971	39	Murray Downs	2021	89
Yarra Yarra	1996	40	Narooma	2016	90
National Ocean	2000	41	Eynesbury	2012	91
Grange - West	2002	42	Cranbourne	2017	92
Gleneilg	2002	43	Indooroopilly (West Course)	2000	93
Bonnie Doon	1970	44	Federal Golf Club	2005	94
Cut at Fort Bouvard	2019	45	Tasmania Golf Club	2005	95
Vintage	2002	46	Secret Harbour	2003	96
Grange East	2013	47	Warrnambool	2018	97
Hope Island	2000	48	Riversdale Golf Club	1999	98
Portsea	2000	49	Royal Fremantle Golf Club	2003	99
Moonah Links (open Course)	2002	50	Heritage St Johns	2006	100



Final Course Eastern GC
Tuesday 14th February 2023

<https://www.top100golfcourses.com/> 2019 Australia

Senior Golfers' Society of Australia – McIntyre Adelaide 2024



Adelaide Oval Scoreboard
Tuesday 16th April 2024



TRR RAGC 4BBB 45 Points (40 Individual),
Glenelg GC 4BBB 43 Points (36 Individual)

2024 Super Seniors Champions

